


2012: Weed Management and Crop Injury when Intercropping Melons and Cotton



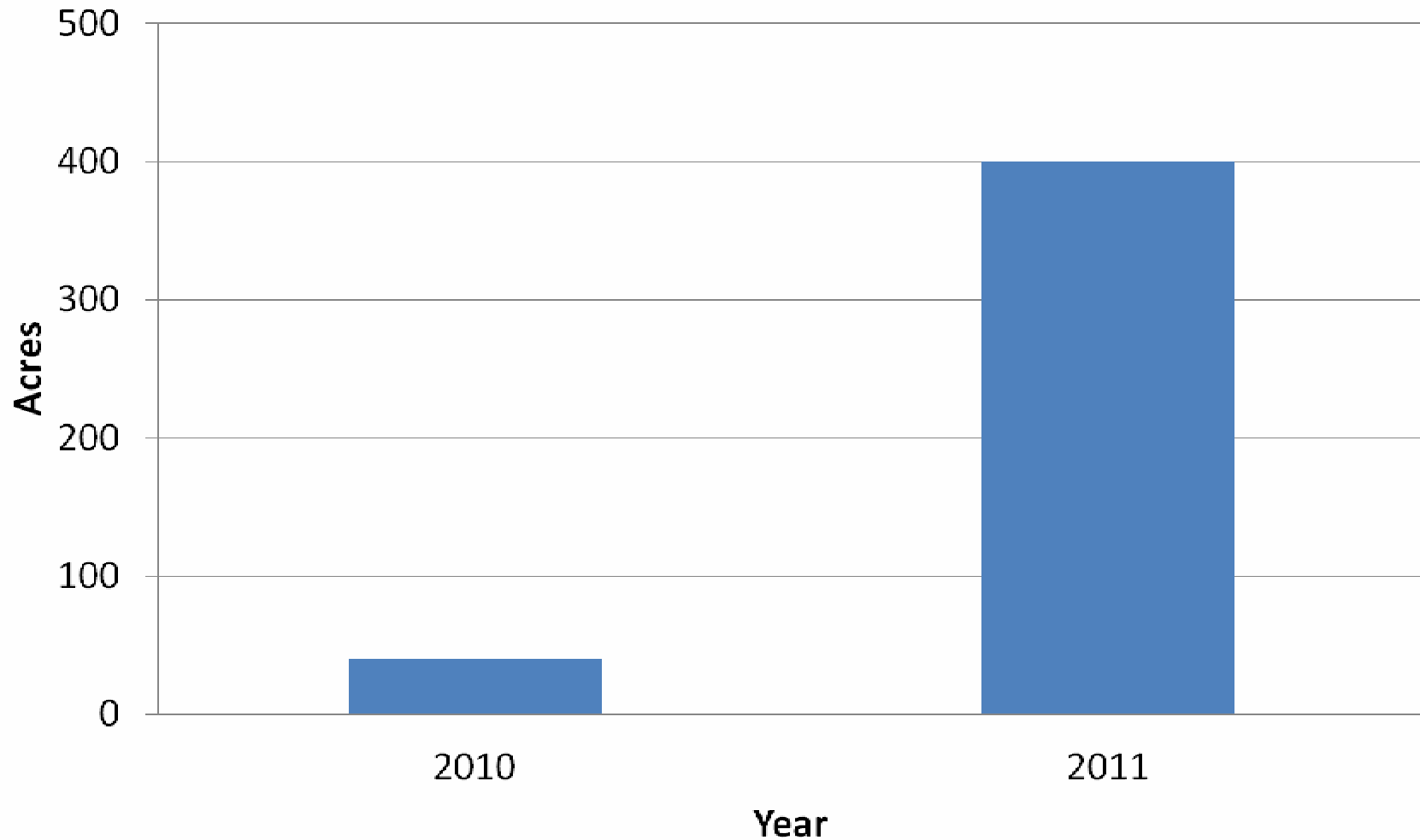
Peter Eure* , Stanley Culpepper , Brian Tankersley, and Rand Merchant
The University of Georgia
Tifton, Ga

Introduction

- Cantaloupe or watermelon intercropped with cotton
 - Increase resource efficiency
 - Improve grower profit
 - Stability in production



Cantaloupe and Cotton Intercropped (Tift County, GA)



Objectives

1. Identify herbicide systems to manage troublesome weeds in melon-cotton intercropping production
2. Determine the profitability of melon-cotton intercropping versus a monoculture of melon or cotton

Hypothesis

1. Herbicide options exist to adequately control weeds in melon-cotton intercropping systems
2. Crop value per acre will be greater when melon and cotton are intercropped versus a monoculture of melon or cotton


Materials and Methods

- Two separate field studies conducted at Ty Ty, Georgia on a Tifton loamy sand during 2011
 - Cantaloupe
 - Watermelon
- Each study consisted of:
 - Two planting dates of melon-cotton intercrops, three herbicide systems and a non-treated control
 - Melon and cotton alone were planted for each planting date to serve as comparisons

Materials and Methods

- Melons were transplanted into a 0.8 mil plastic mulch having an 18" wide bed top
- Cotton plantings for each planting date were made when the initial melon vine reached the mulch edge
- PHY 499 WRF was planted on 36 inch row spacing, using a 2-row planter centered over the plastic mulch





Intercropping systems were managed for melon production until harvest

Material and Methods

- Data recorded throughout the season:
 - Visual estimates of Palmer amaranth control
 - Melon and cotton injury
 - Melon vine length
 - Cotton height
 - Melon and cotton yield
 - Melon harvested by hand
 - Cotton harvested using a spindle picker designed for small plot research

Material and Methods

- Total crop value per acre of intercropping systems and monoculture systems were calculated
 - $\text{Total crop value/A} = \text{value of total products generated} - \text{cost to produce crop}$
- Data subjected to ANOVA and means separated using Fisher's Protected LSD ($p \leq 0.05$) when appropriate

Cantaloupe-cotton intercropping

“Athena” cantaloupe transplanted:

- Transplant date 1: April 5, 2011
- Transplant date 2: April 20, 2011

Herbicide treatments in intercropping systems:

1. Ethalfluralin (0.75 lbs ai/A) preplant
2. Ethalfluralin + Fomesafen (0.25 lb ai/A) preplant
3. Ethalfluralin + Fomesafen preplant fb Halosulfuron (0.032 lb ai/A) + NIS (0.25% v/v) 10 days after transplant
4. Non-treated control

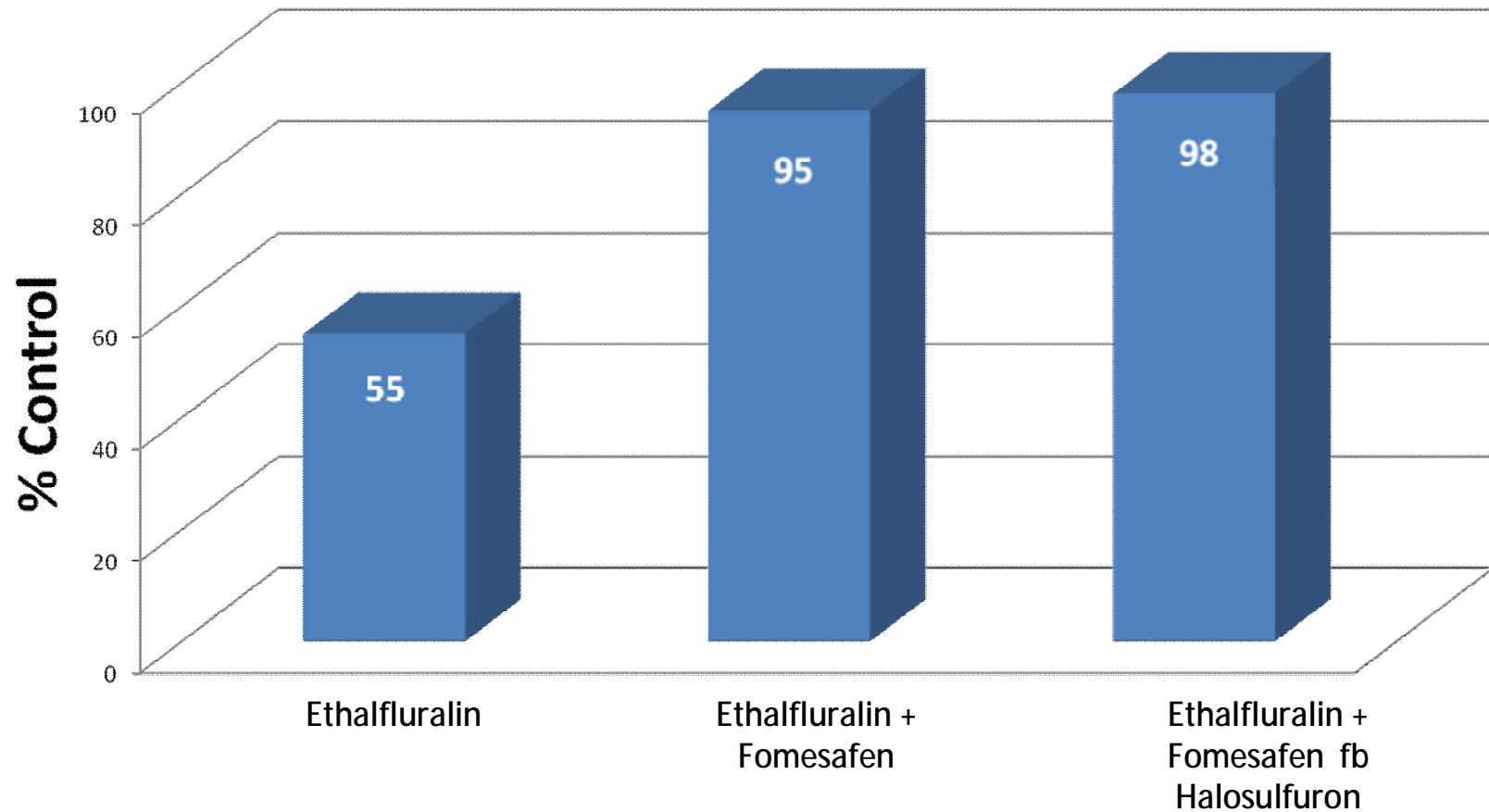
Herbicide treatments in monoculture systems:

- Melon: Ethalfluralin + Fomesafen preplant
- Cotton: Sequential applications of Glufosinate + S-metolachlor or Glyphosate + Acetochlor when sensitive weeds were less than three inches tall





Palmer amaranth control prior to cantaloupe harvest



LSD($P \leq 0.05$)=2



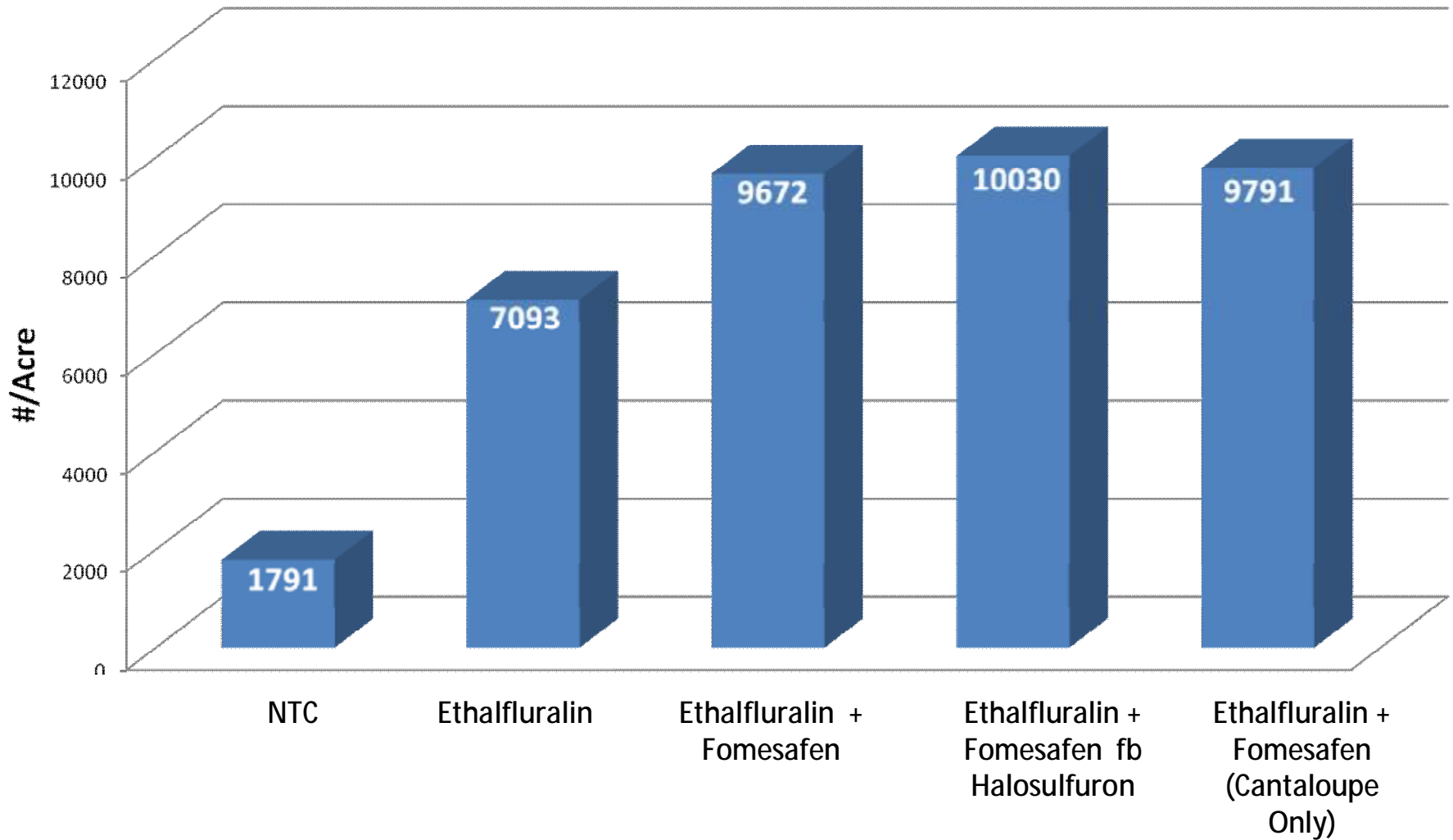
Non-treated control

*Average of 57 Palmer amaranth in NTC
**Picture taken 8 weeks after transplant



**Ethalfluralin +
Fomesafen fb
Halosulfuron**

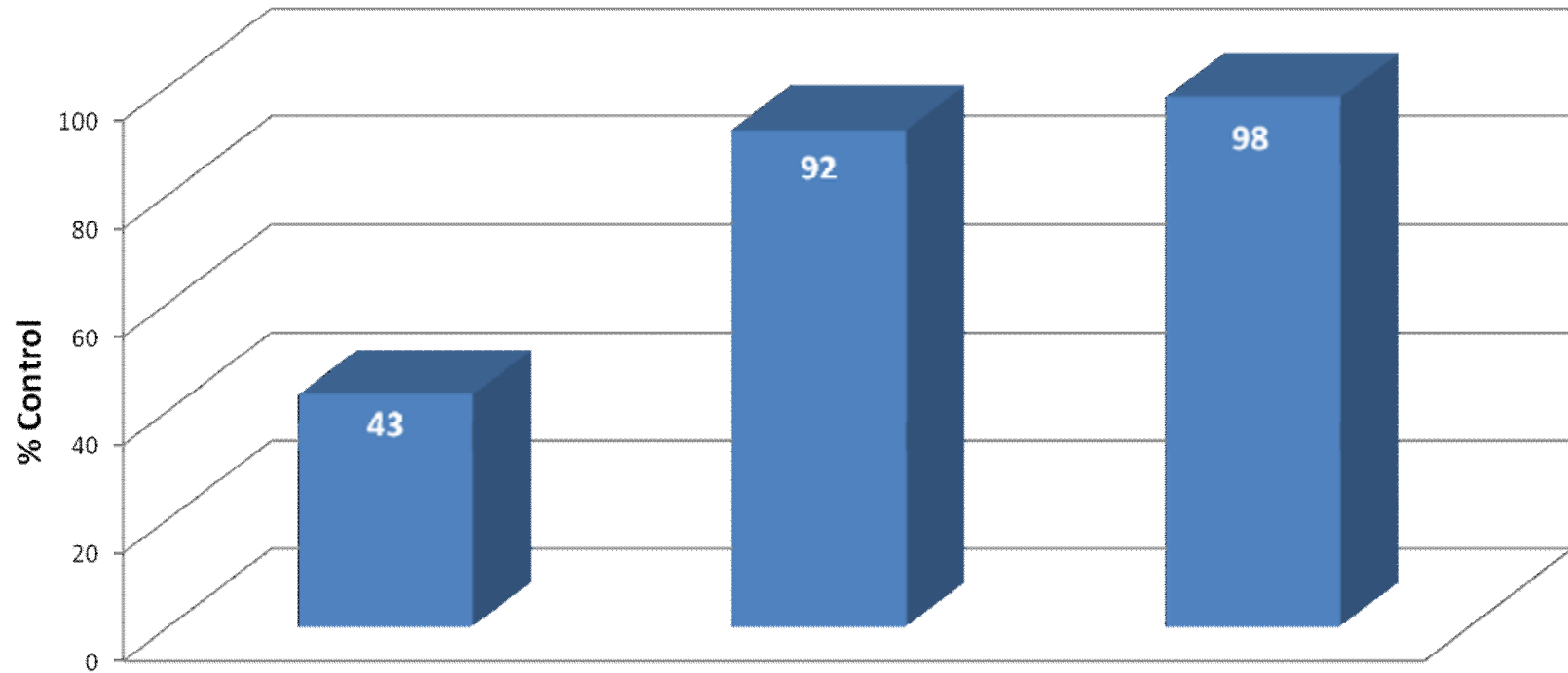
Cantaloupe Yield



LSD($P \leq 0.05$)=558

*Data pooled over planting and harvest

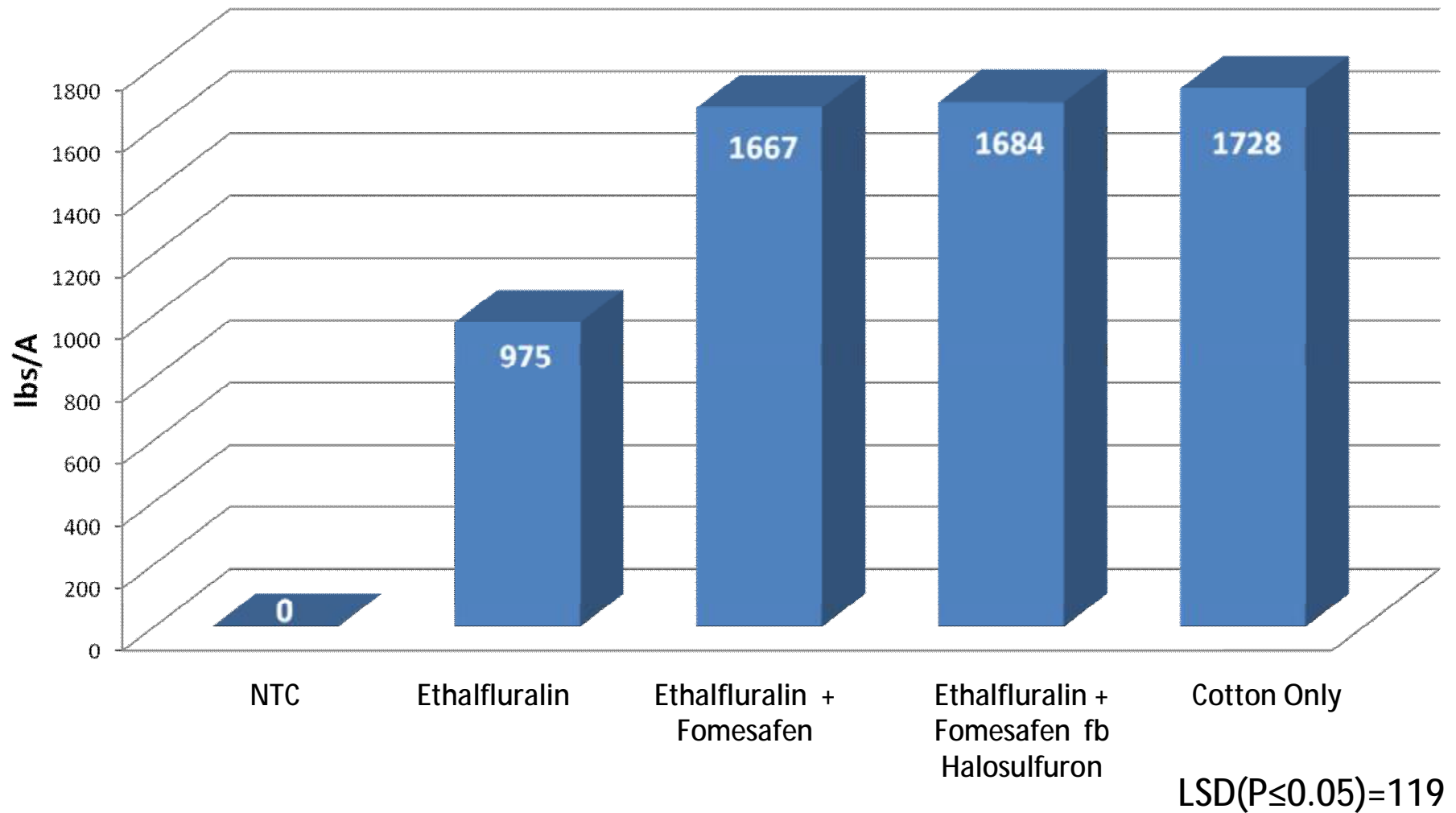
Palmer amaranth control prior to cotton harvest



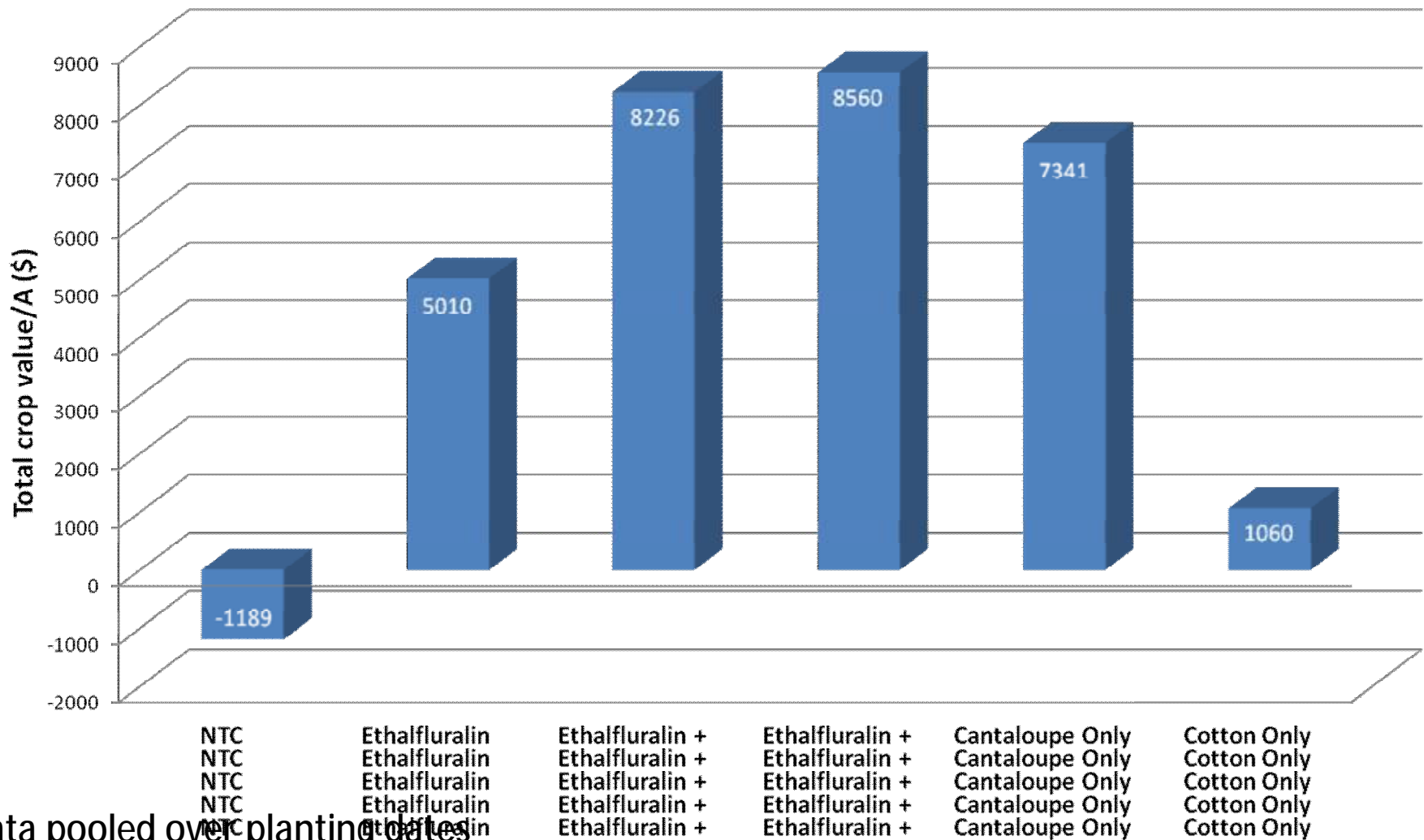
LSD($P \leq 0.05$)=5

*Data pooled over planting dates

Lint Cotton Yield



Cantaloupe-cotton intercropping vs. monoculture



* Data pooled over planting dates

** Calculated using \$530 and \$2,450 as the cost to produce and harvest cotton and cantaloupe, respectively. Cotton value set at \$0.92/lb. and cantaloupe value set at \$1.00/fruit.

Watermelon-cotton intercropping

“Melody” (seedless) watermelon transplanted:

• For pollination, “Sangria” transplanted every fourth plant

- Transplant date 1: March 23, 2011
- Transplant date 2: April 7, 2011

Herbicide treatments in intercropping systems

1. Ethalfluralin (0.75 lbs ai/A) preplant
2. Ethalfluralin + Fomesafen (0.25 lb ai/A) preplant
3. Ethalfluralin + Fomesafen + Terbacil (0.2 lb ai/A) preplant
4. Non-treated control

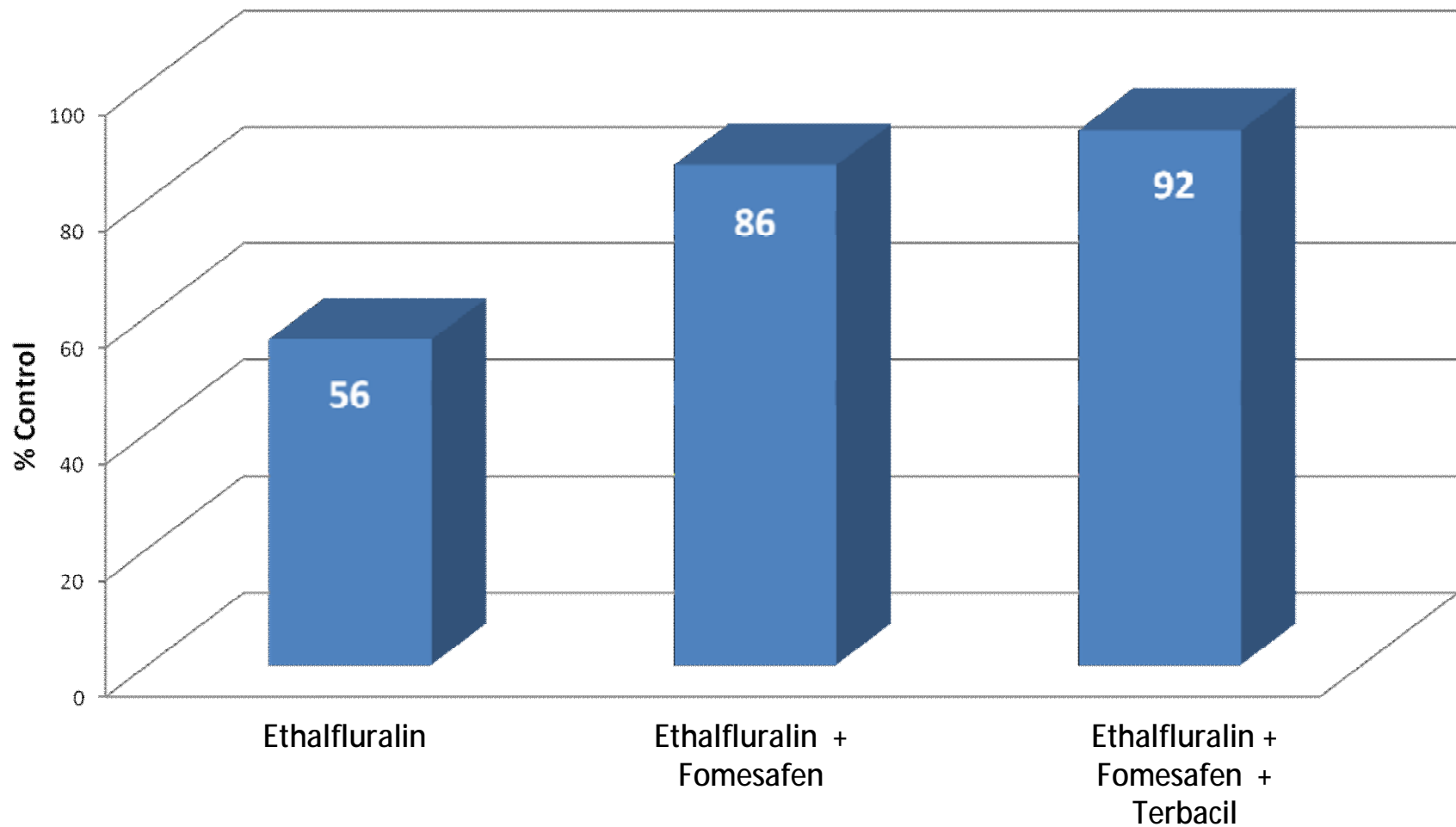
Herbicide treatments in monoculture systems:

Melon: Ethalfluralin + Fomesafen preplant

Cotton: Sequential applications of Glufosinate + S-metolachlor or Glyphosate + Acetochlor when sensitive weeds were less than three inches tall



Palmer amaranth control prior to watermelon harvest





Non-treated control



**Ethalfluralin +
Fomesafen**

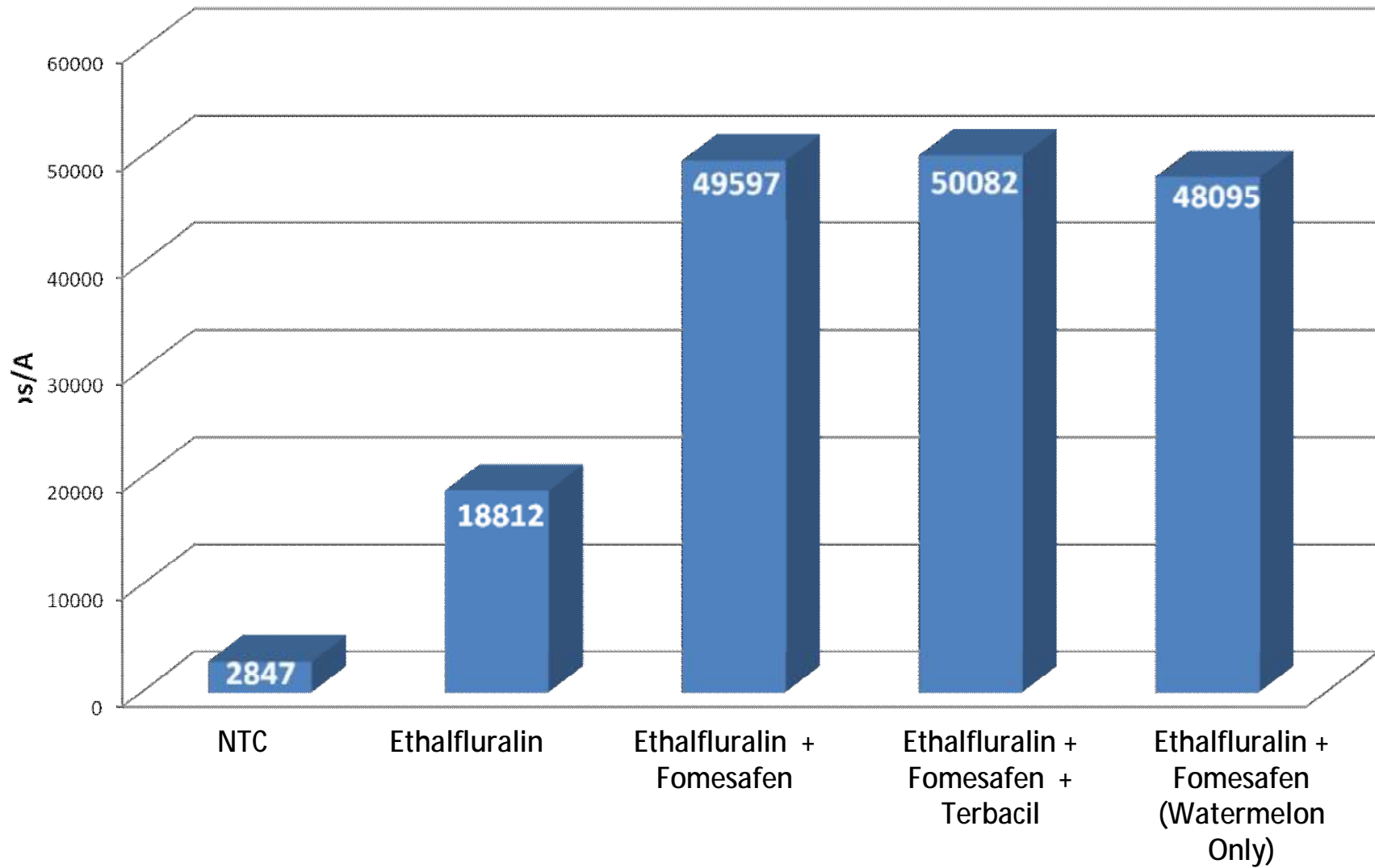
*Average of 160 Palmer amaranth in NTC

**Picture taken 8 weeks after transplant



Terbacil Injury

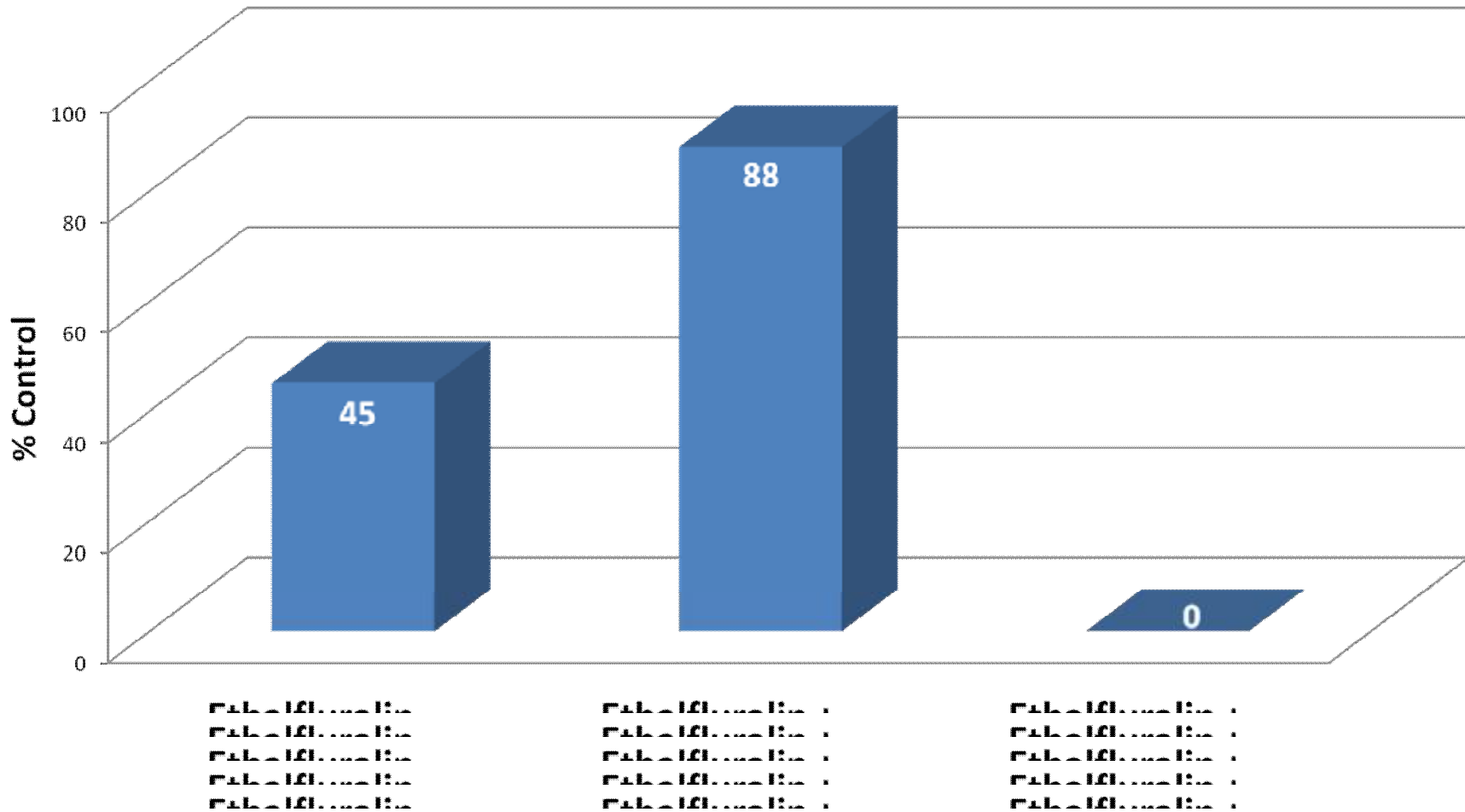
Watermelon Yield



LSD($P \leq 0.05$) = 6696

*Data pooled over planting and harvest dates

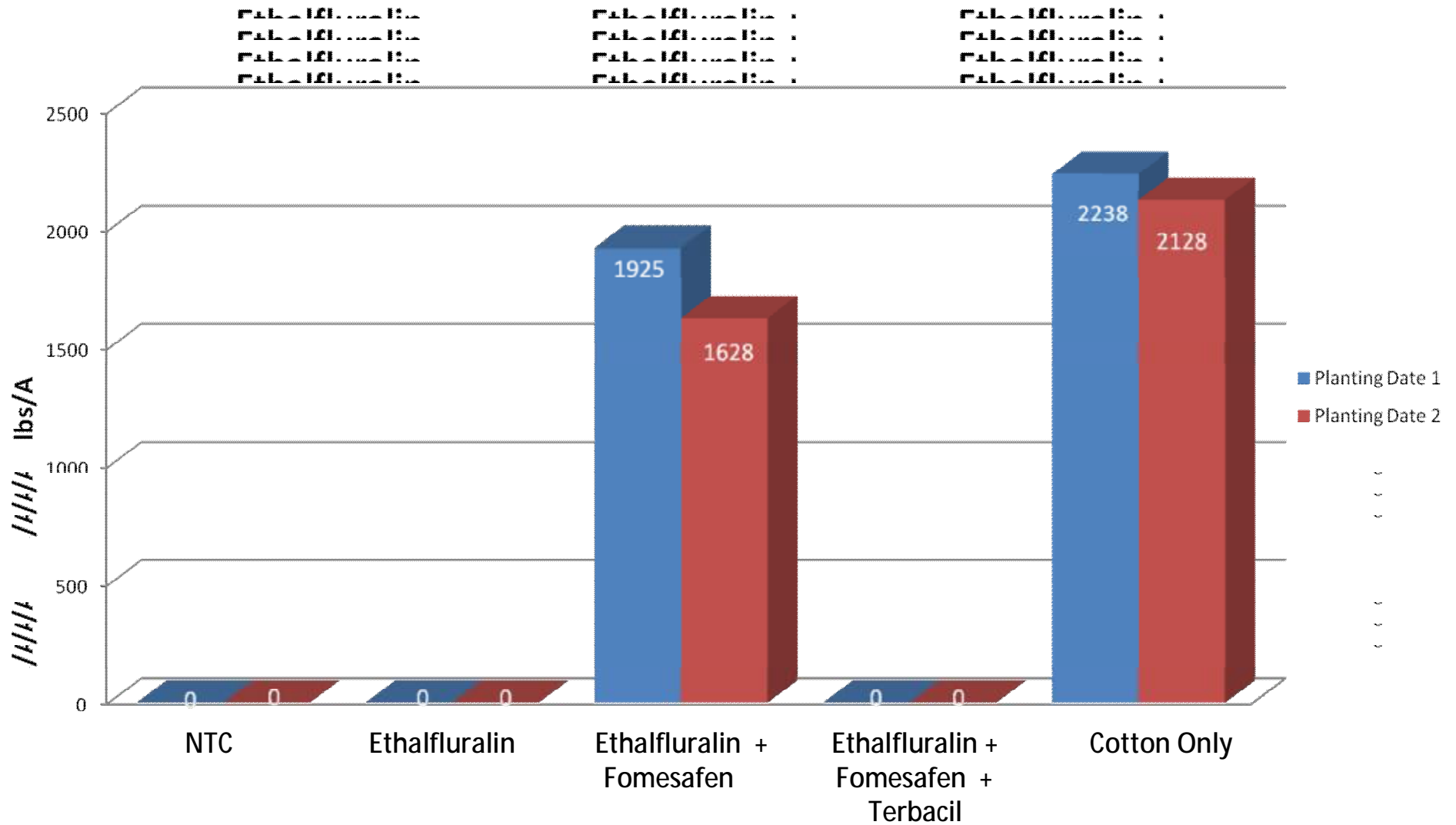
Palmer amaranth control prior to cotton harvest



*Data pooled over planting dates

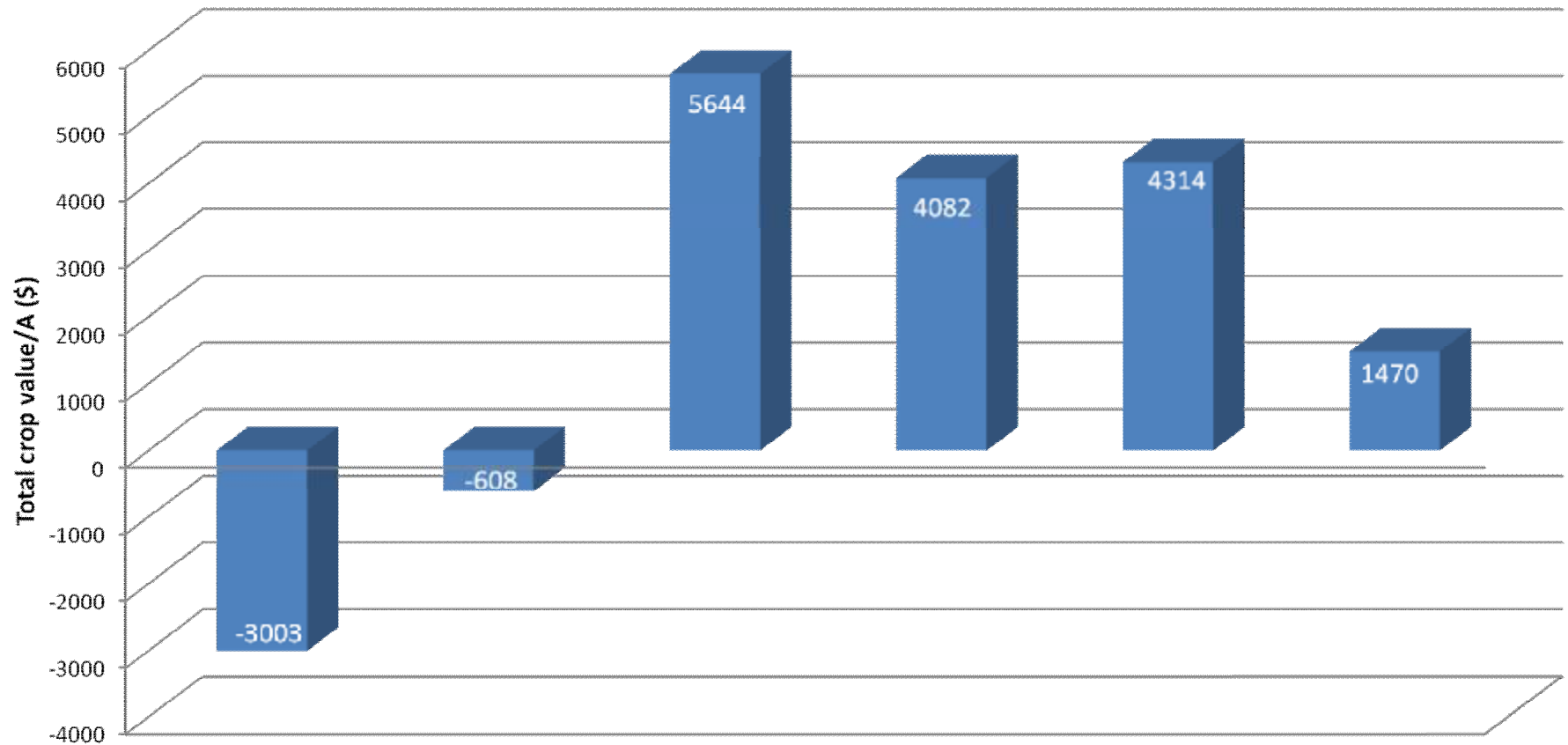
LSD($P \leq 0.05$) = 7

Lint Cotton Yield



LSD(P≤0.05)= 41

Watermelon-cotton intercropping vs. monoculture



*Data pooled over planting dates

**Calculated using \$530 and \$2900 as the cost to produce and harvest cotton and watermelon, respectively. Cotton value set at \$0.92/lb. and watermelon value set at \$0.15/lb.

Conclusions

- Melon-cotton intercropping improved total crop value per acre as compared to a monoculture of melons or cotton
- Herbicide options exist for adequate control of troublesome weeds in melon-cotton intercropping systems
 - Fomesafen is not registered for use in watermelon or cantaloupe
 - Halosulfuron and ethalfluralin are not registered for use in cotton

Future Research

- Registration of fomesafen for use in watermelon and cantaloupe
- Registration of preplant applications of halosulfuron and ethalfluralin for cotton
- Complete a comprehensive economic budget comparison of these systems

Questions or Comments?



Introduction

- Background on spring melon production
 - Transplant late March to late April
 - Harvest mid to late June
 - Melons followed by plant grain sorghum

Sensitivity Analysis of Grain Sorghum, Irrigated

Net Returns Above Variable Costs Per Acre					
<i>Varying Prices and Yields (Bushel)</i>					
	-25%	-10%	Expected	+10%	+25%
Price \ Bushel/Acre	75	90	100	110	125
\$2.50	-\$106.04	-\$68.54	-\$43.54	-\$18.54	\$18.96
\$3.00	-\$68.54	-\$23.54	\$6.46	\$36.46	\$81.46
\$3.50	-\$31.04	\$21.46	\$56.46	\$91.46	\$143.96
\$4.00	\$6.46	\$66.46	\$106.46	\$146.46	\$206.46
\$4.50	\$43.96	\$111.46	\$156.46	\$201.46	\$268.96